


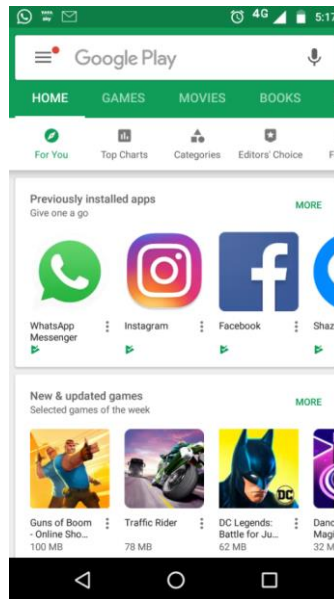
Step 1

Go to **Google Play Store** on your **Tablet or Mobile device**



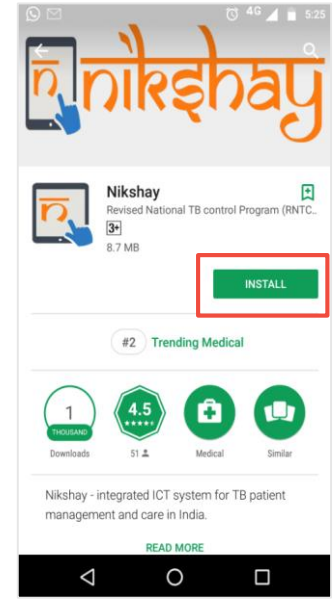
Step 2

In Google Play Store, search for **Nikshay App**



Step 3

Click on "Install"

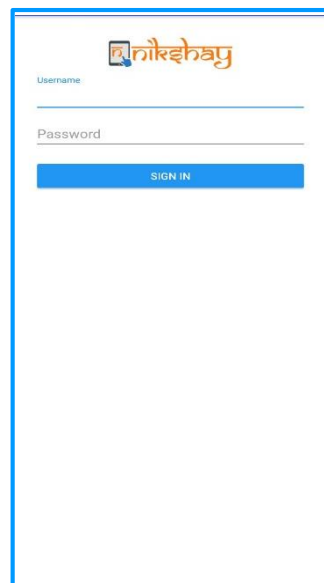


Notes

- ▶ To use Nikshay App, user should have Internet connectivity on the Tablet or Mobile device. If a tablet is no connectivity, the App will not open or work.
- ▶ Users should avoid using the Web application of Nikshay (<https://Nikshay.in>) on a tablet and use the Mobile App as it will give a better user experience
- ▶ The mobile App is designed to work fast. If you find that the app is slow, kindly check internet connectivity before reporting the issue
- ▶ For any queries or issues while using the App, please contact Nikshay Sampark at **1800116666**

Step 5

Enter your Log in ID and Password start using the Application



Step 4

After installation, a shortcut of Nikshay App, gets created on Home Page

